



**Scottish
Water**

Trusted to serve Scotland

What is planned?

We propose to redirect the storm flows from sewers that are overloaded to a new underground tank in the links. This tank will store the waters during storms to help prevent flooding.

Once the storm has subsided, the storm water is then pumped back into the sewer network when it is safe to do so.

The solution has been designed using evidence from previous heavy rainfall events and using a computer model on the existing sewer network. The park was identified as the most suitable location to accommodate the large underground tank. Once complete, the park will be reinstated. New large sewer pipework is also needed in neighbouring streets.

This investment in the waste water infrastructure is to help prevent sewer flooding in Marchmont. The work is being carried out by our alliance partner Caledonia Water Alliance (CWA).

The works are expected to start Sept 2022 and be completed by Springtime 2024.



Scottish Water

Trusted to serve Scotland

Overview of proposals



The above plan shows the route of the new sewers and location of shaft tank, kiosk and work access point.

Key

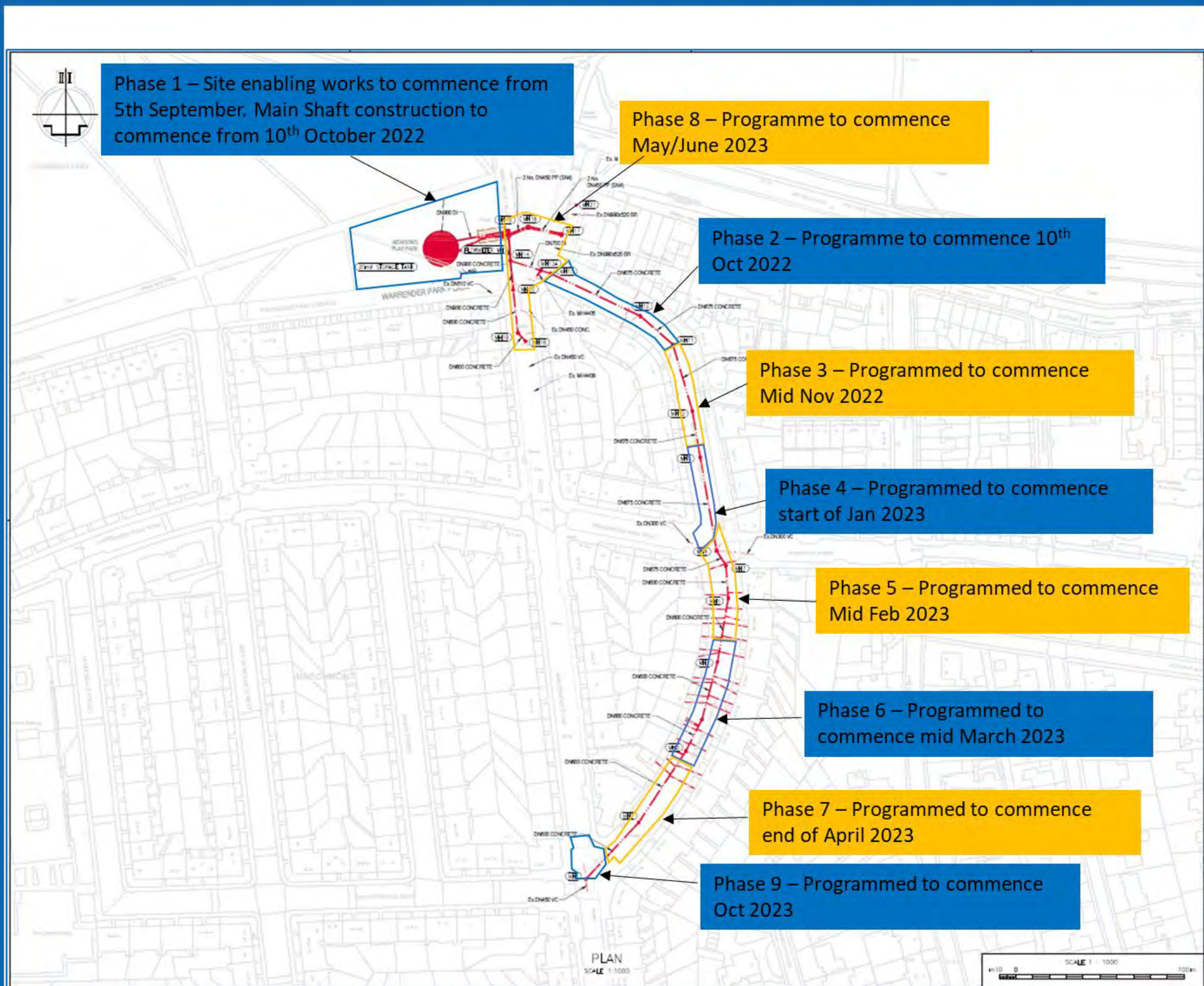
 = Open cut new pipes shown in Red



**Scottish
Water**

Trusted to serve Scotland

Programme of works



The above plan shows how the road closures for the pipe laying will be split into short phases to help minimise the impact on the parking. The dates are approximate dates and may be subject to change, depending on weather and working around existing services.

Keep up to date at www.scottishwater.co.uk/marchmont



Scottish
Water

Trusted to serve Scotland

Pipe installation



1) Site cabins are set up in the links.



2) Large deliveries are made to site.



3) The working area of the road is fenced off .



4) To install the large pipes, the ground is firstly secured by piling metal sheets into the ground. This phase can be noisy and cause vibrations.



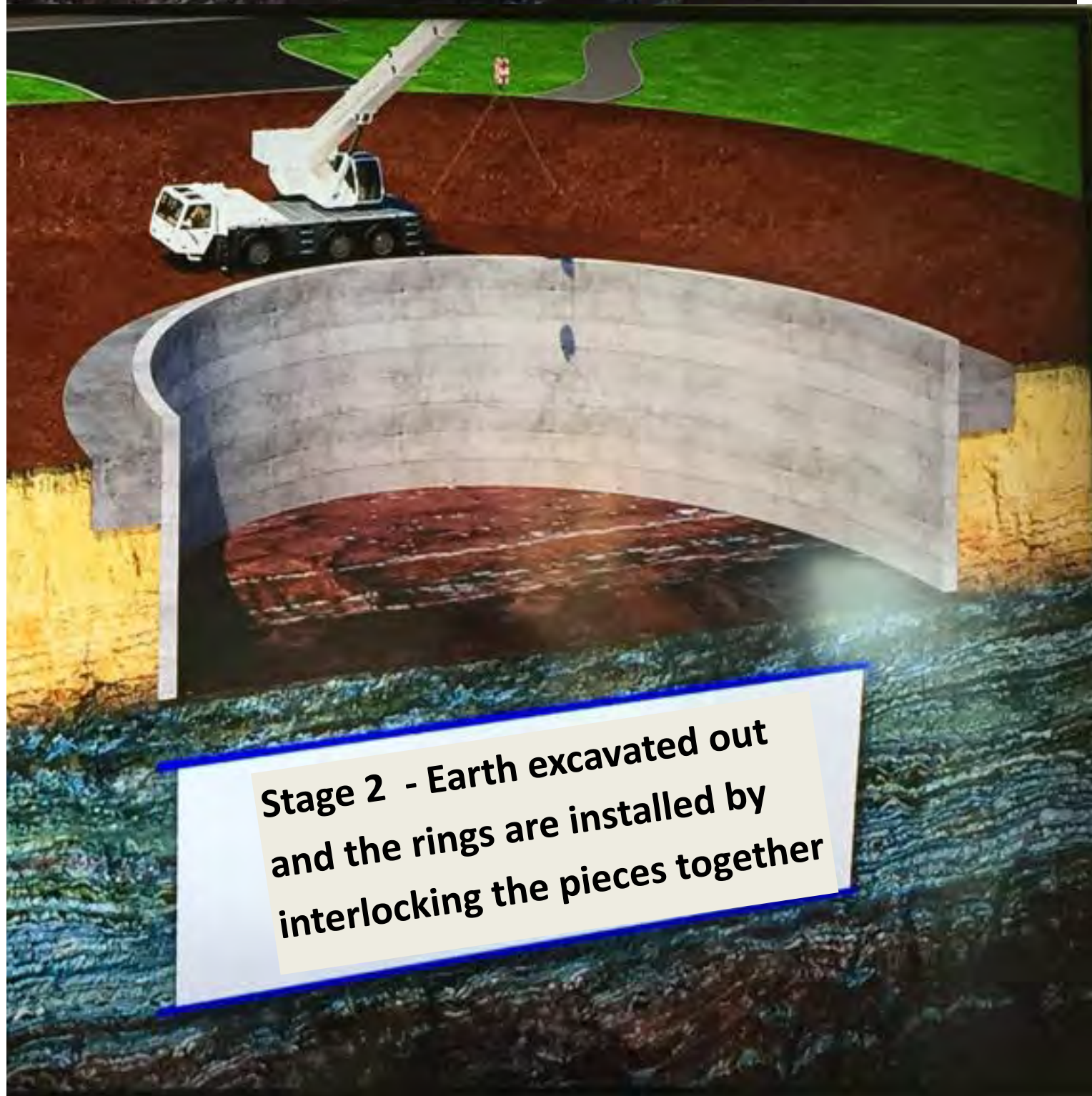
5) A trench is excavated where the metal sheets have been piled into the ground. The large pipes are installed in the trench. Manholes are constructed along at each change in direction of the pipework. The road is backfilled and reinstated.



**Scottish
Water**

Trusted to serve Scotland

Storm Tank construction

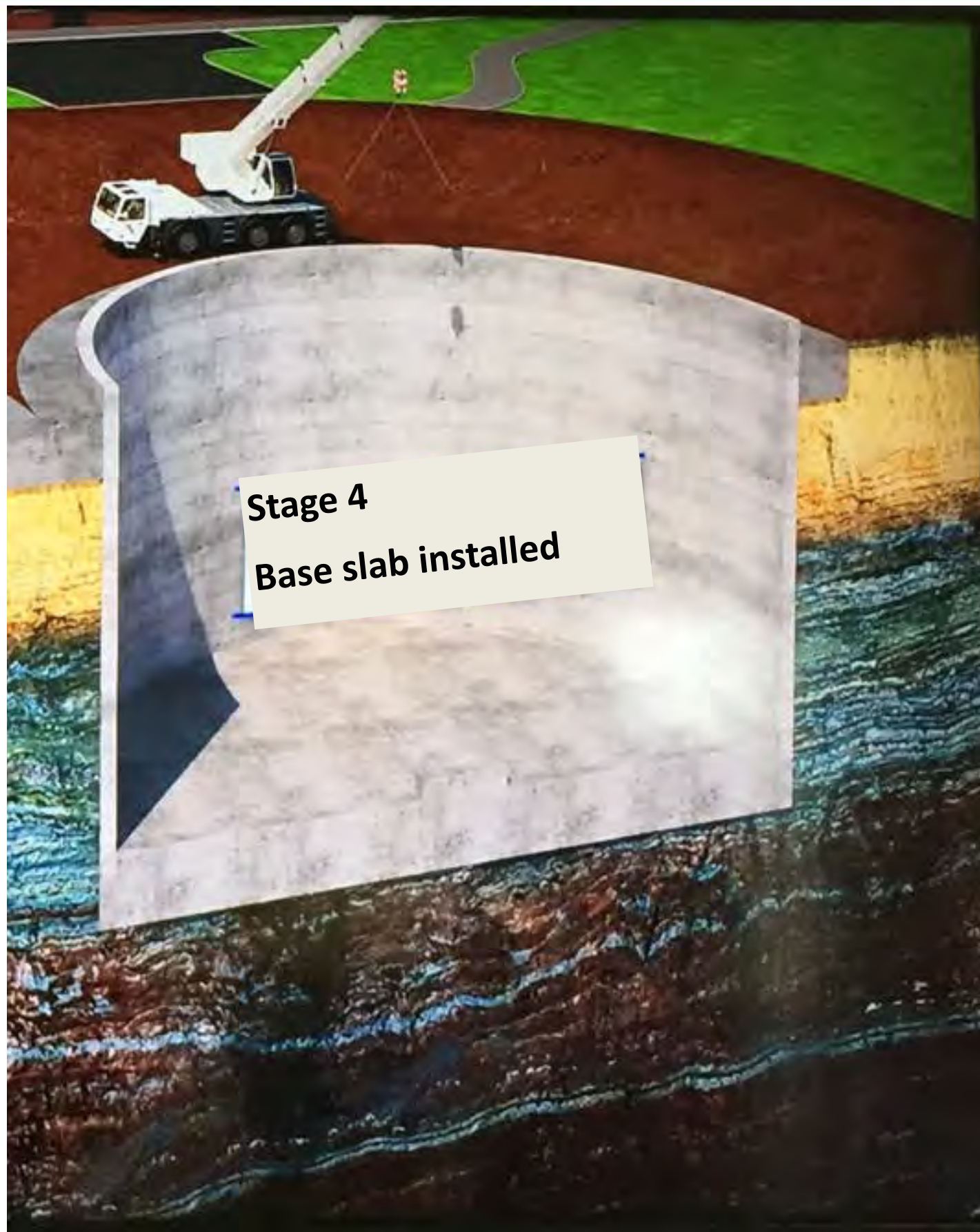




**Scottish
Water**

Trusted to serve Scotland

Storm Tank construction

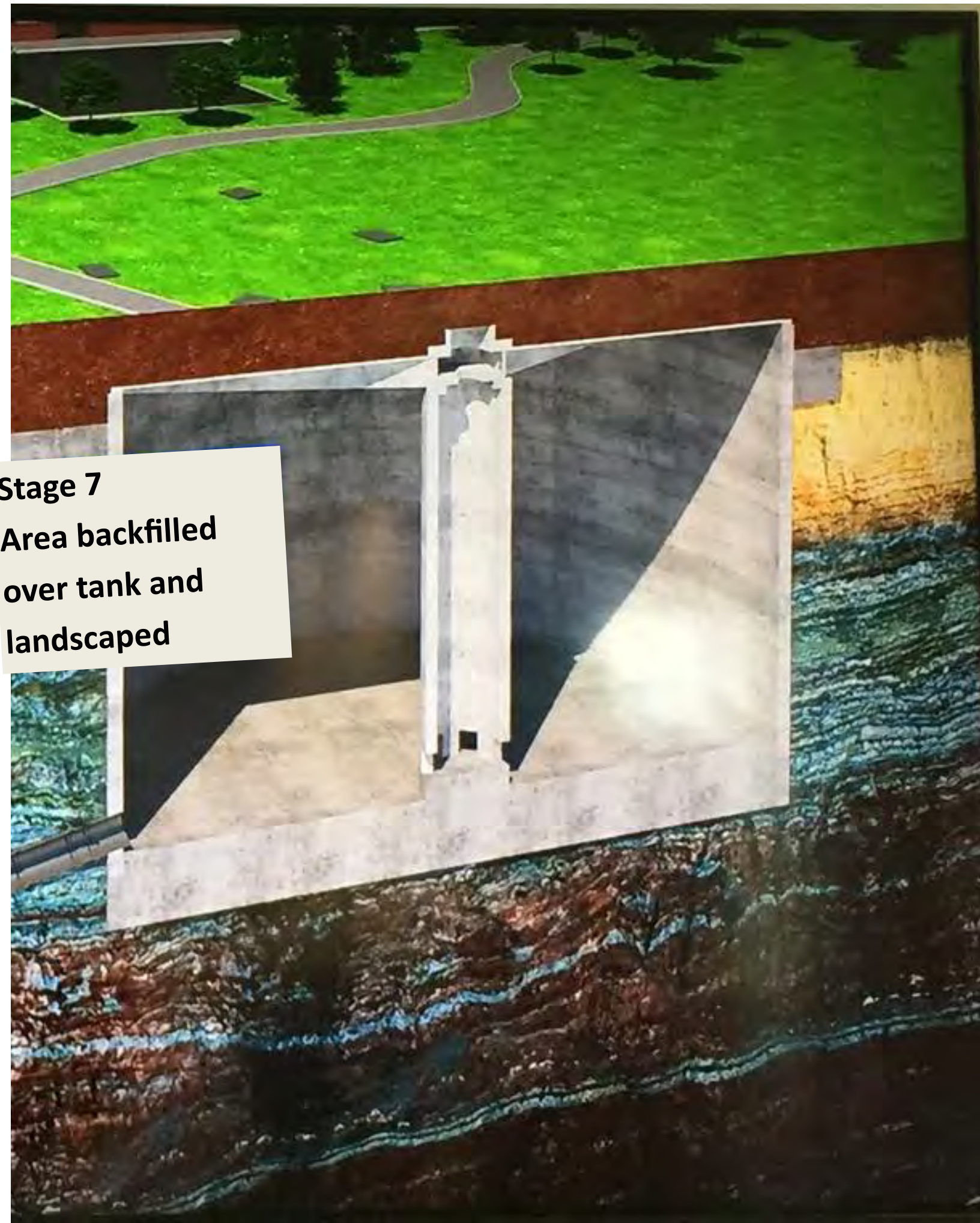




**Scottish
Water**

Trusted to serve Scotland

Storm Tank construction



Stage 7



Area backfilled over the tank and the area is landscaped.

Stage 8

Storm waters are directed to the tank via the new pipework. The tank fills up during the storms. (The middle column of water is used to flush out the tank after a storm).

Stage 9

The storm waters are pumped back into the sewer network after the storm has subsided when it is safe to do so freeing up capacity for any future storm events.





**Scottish
Water**

Trusted to serve Scotland

What will the park look once complete?

- The road, park and grass area will be reinstated.
- The new sewer infrastructure will be located underground. There is however a requirement for two kiosks to house controls which is required to be located above ground on the pavement next to the existing kiosks boxes on Warrender Park Terrace.
- New manhole covers and chamber access covers with concrete surround will be visible at ground level in the links. The chamber covers will be covered with green artificial grass.
- We have designed the access and the location of the tank to minimise the requirement for trees to be removed in the park. One Rowan tree is required to be taken down next to Warrender Park Terrace however we will plant another tree at the end of the project.
- We will be offering a free property survey to each property next to the new sewer pipe infrastructure to provide peace of mind.
- We have minimised the impact on the car parking by keeping the working area in the road to a minimum in small, short phases. We appreciate there will be an impact on parking.
- Bus routes will be affected. Please see the local bus company for further details.
- Keep up to date at www.scottishwater.co.uk/marchmont

